

# GENESIS

## 13/8 x 13/8 Mosaic

prod no.	prod name	sheet size	lbs/pc	pc/ctn
CC 701226M	Shell	11 5/8 x 11 5/8	4.70	
CC 711226M	Avana	11 5/8 x 11 5/8		
CC 721226M	Moka	11 5/8 x 11 5/8		

## 12 x 12 rectified


prod no.	prod name	size	lbs/sf	pc/ctn	sf/ctn	ctn/pllt	sf/pllt
CC 701212	Shell	11 5/8 x 11 5/8	4.80	12	11.62	40	464.8
CC 711212	Avana	11 5/8 x 11 5/8					
CC 721212	Moka	11 5/8 x 11 5/8					

## 12 x 24 rectified

prod no.	prod name	size	lbs/sf	pc/ctn	sf/ctn	ctn/pllt	sf/pllt
CC 701224	Shell	11 5/8 x 23 3/8	4.85	6	11.62	40	464.8
CC 711224	Avana	11 5/8 x 23 3/8					
CC 721224	Moka	11 5/8 x 23 3/8					

special pieces  
SBN

size  
3 x 23 3/8



12 x 12 Mosaic




3 x 24 SBN

**THRU BODY** Thru Body Porcelain

**5** COMMERCIAL  FROST RESISTANT!

S.C.O.F  
.61/.60  
wet/dry

R10



V3 Moderate

Recommended Joint: MINIMUM 2mm ( $\pm 3/32$ ") for ALL RECTIFIED tiles!



6" - 8" offset RECOMMENDED



1/2 offset NOT Recommended

# GENESIS



Shell



Avana



Moka

# GENESIS LOFT

## 13/8 x 13/8 Mosaic

prod no.	prod name	sheet size	lbs/pc	pc/ctn
CC 911226M	Atlantic	11 5/8 x 11 5/8	4.70	
CC 921226M	Black Moon	11 5/8 x 11 5/8		
CC 931226M	Fossil	11 5/8 x 11 5/8		
CC 941226M	Mineral	11 5/8 x 11 5/8		
CC 951226M	Zinc	11 5/8 x 11 5/8		


## 12 x 12 rectified

prod no.	prod name	size	lbs/sf	pc/ctn	sf/ctn	ctn/pllt	sf/pllt
CC 911212	Atlantic	11 5/8 x 11 5/8	4.80	12	11.62	40	464.8
CC 921212	Black Moon	11 5/8 x 11 5/8					
CC 931212	Fossil	11 5/8 x 11 5/8					
CC 941212	Mineral	11 5/8 x 11 5/8					
CC 951212	Zinc	11 5/8 x 11 5/8					

## 12 x 24 rectified

prod no.	prod name	size	lbs/sf	pc/ctn	sf/ctn	ctn/pllt	sf/pllt
CC 911224	Atlantic	11 5/8 x 23 3/8	4.85	6	11.62	40	464.8
CC 921224	Black Moon	11 5/8 x 23 3/8					
CC 931224	Fossil	11 5/8 x 23 3/8					
CC 941224	Mineral	11 5/8 x 23 3/8					
CC 951224	Zinc	11 5/8 x 23 3/8					

special pieces  
SBN size  
3 x 23 3/8



12 x 12 Mosaic




3 x 24 SBN

**THRU BODY** Thru Body Porcelain

**5** COMMERCIAL  FROST RESISTANT!

S.C.O.F  
.61/.60  
wet/dry

R10



V3 Moderate

Recommended Joint: MINIMUM 2mm (± 3/32") for ALL RECTIFIED tiles!



6" - 8" offset RECOMMENDED



1/2 offset NOT Recommended

# GENESIS LOFT



Atlantic



Black Moon



Fossil



Mineral



Zinc